

High Accuracy Pressure Sensor



Features

- ➔ Available with Built in Electronic
- ➔ Large choice of connectors & threads
- ➔ All Stainless steel
- ➔ Large Bandwidth

Applications

- ➔ Railway
- ➔ Test benches
- ➔ Instrumentation
- ➔ Navy and shipbuilding applications

The PTA220 series is designed for absolute or gage pressure measurements from 50mbar up to 600bar. With all stainless steel wetted parts, it is compatible with most fluids used in the industry including corrosive ones. Manufactured with proven components ensuring accuracy and reliability, the PTA220 is compatible with most application thanks to a large choice of mechanical and electrical connections

Technical specifications

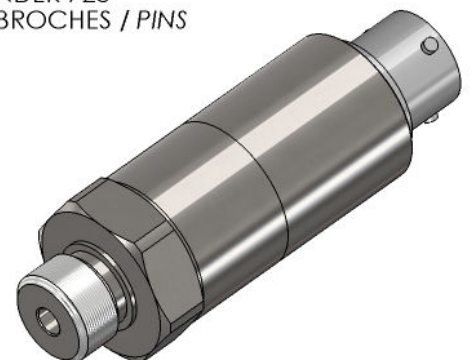
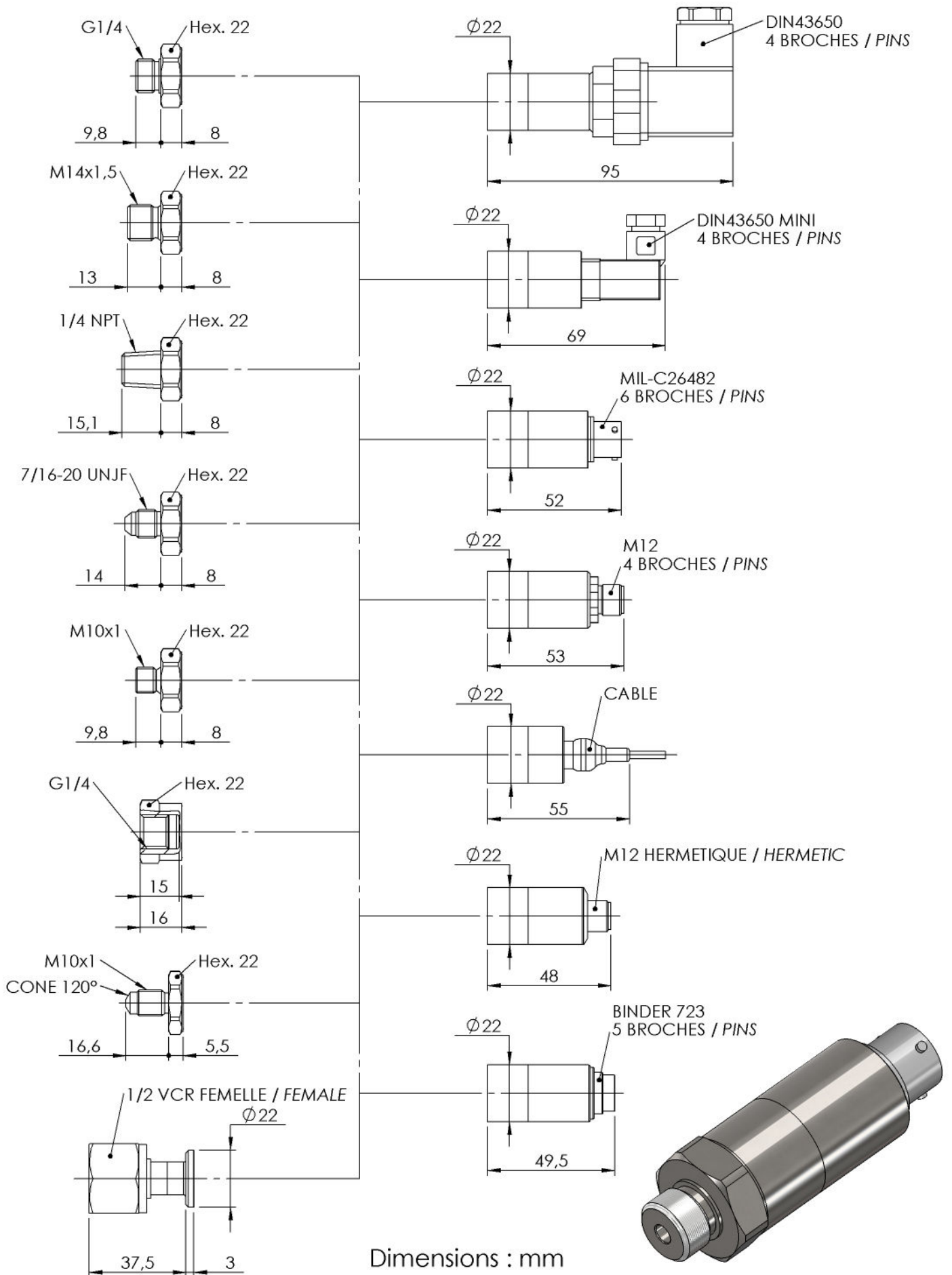
Pressure ranges (FS)	<p>±100mbar ; ±250mbar ; ±500mbar ;</p> <p>250mbar ; 700/1200mbar ; 500mbar ;</p> <p>±1bar ; -1/+2bar ; -1/+3bar ; -1/+5bar ; -1/+10bar ;</p> <p>1bar ; 2bar ; 3bar ; 5bar ; 10bar ; 20bar ; 40bar ; 100bar ; 250bar ; 400bar ; 600bar ;</p> <p>±14.5PSI ; -14.5/+30PSI ; -14.5/+40PSI ; -14.5/+70PSI ; -14.5/+150PSI ;</p> <p>8000PSI ; 3PSI ; 5PSI ; 10PSI ; 15PSI ; 30PSI ; 40PSI ; 70PSI ; 150PSI ; 300PSI ; 500PSI ;</p> <p>1500PSI ; 3000PSI ; 10000PSI ; 5000PSI</p>
Type	Absolute ; Gage
Type (for ranges > 40 bar)	Sealed Gage
Safe overload	<p>150% FS</p> <p>Option : Special overload</p>
Burst pressure	300% FS
Power supply	8 to 30Vdc
Consumption	< 10mA
Insulation	> 1000 MOhms under 50Vdc at ambient temperature


Technical Specifications

Output at -100%FS (only for \pm range)	0.5Vdc
Output at 0%FS (except ranges \pm)	0.5Vdc
Output at 100%FS	4.5Vdc
Zero and sensitivity settings tolerances	$\pm 50\text{mV}$
Non linearity and hysteresis combined	$\pm 0.1\%$ FS Option : $\pm 0.05\%$ FS
Non repeatability	$\pm 0.02\%$ FS typ.
Signal bandwidth	1000Hz @ -3dB
Compensated temperature range	0 to +60°C Option : -25 to +85°C ; -25 to +125°C (Except M12, 723 Receptacles and PVC Cable)
Operating temperature range	-25 to +125°C (-25 to +90°C with M12, 723 Receptacles and PVC Cable)
Combined thermal zero & sensitivity shifts	$\pm 0.02\%$ FS/°C
Constant acceleration in linear vibrations	$\pm 0.02\%$ FS/g (frequency 20-2000Hz, 50g max.)
Mechanical shock	100g $\frac{1}{2}$ sinus 1ms
Electrical protection	Protected against polarity inversion
EMC protection	Compliant to EN61000
Electrical connection	DIN 43650 Receptacle - 4 pins Option : Miniature DIN 43650 mPm Receptacle - 4 pins ; Receptacle M12 - 4 pins ; Hermetic MIL-C-26482 - 6 pins Receptacle ; AWG26, Viton Jacketed Shielded Cable $\varnothing 3\text{mm}$, 4 wires ; AWG24 double Shield PVC Cable, 4 wires ; Hermetic M12 4 pins Receptacle ; Binder 723 Receptacle, 5 pins
Mechanical connection	1/4 Gaz A male ; 1/4 NPT male Option : 1/2 Gaz A male (Gauge) ; 1/4 Gaz female ; 7/16-20 UNJF-3A male - MS33656-4 ; M10x1-4h male with 80° internal cone ; M10x1-4h male 120° cone ; M14x1.5-4h male
Material(s) of wetted parts	Stainless Steel 316L ; Stainless Steel 17-4PH ; Stainless steel 15-5PH
Weight	< 100g without cable
Enclosure protection	IP65 for absolute & sealed gage version

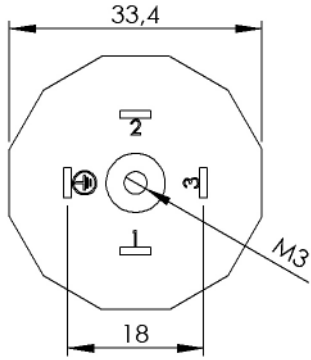
Codification

High Accuracy Pressure Sensor	PTA22	7	S	10bar	A	01	01	A	2	1	L	
Output Signal												
0.5-4.5Vdc unregulated power supply		7										
Material												
Stainless Steels			S									
Range												
Example				10bar								
Type												
Absolute					A							
Gage					G							
Sealed Gage					SG							
Mechanical connection												
M14x1.5-4h male						01						
1/2 Gaz A male (Gauge)						06						
1/4 Gaz A male						07						
1/4 Gaz female						08						
7/16-20 UNJF-3A male - MS33656-4						10						
1/4 NPT male						13						
M10x1-4h male with 80° internal cone						19						
M10x1-4h male 120° cone						21						
Electrical connection												
DIN 43650 Receptacle - 4 pins							01					
Miniature DIN 43650 mPm Receptacle - 4 pins							02					
Hermetic MIL-C-26482 - 6 pins Receptacle							03					
Receptacle M12 - 4 pins							07					
AWG26, Viton Jacketed Shielded Cable Ø3mm, 4 wires							08/1m					
AWG24 double Shield PVC Cable, 4 wires							10/1m					
Hermetic M12 4 pins Receptacle							15					
Binder 723 Receptacle, 5 pins							23					
Compensated temperature range												
0 to +60°C								A				
-25 to +85°C								B				
-25 to +125°C (Except M12, 723 Receptacles and PVC Cable)								C				
Non linearity and hysteresis combined												
±0.1% FS									2			
±0.05% FS									4			
Combined thermal zero & sensitivity shifts												
±0.02% FS/°C										1		
Options												
Special overload												L






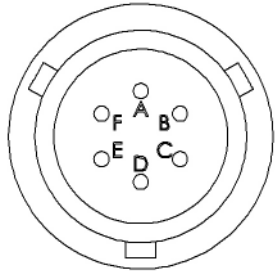

DIN 43650 - 4 PINS	
VOLTAGE OUTPUT	PIN
+ EXCITATION	PIN 1
+ SIGNAL	PIN 2
0 VOLT	PIN 3
SENSOR HOUSING	PIN T



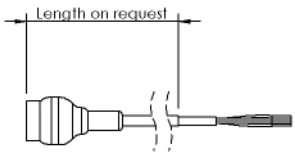

Dimensions : mm



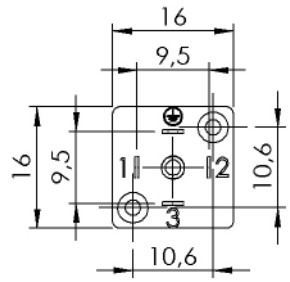
MIL-C26482 - 6 PINS	
VOLTAGE OUTPUT	PIN
+ EXCITATION	PIN A
+ SIGNAL	PIN B
0 VOLT	PIN C
0 VOLT	PIN D
SENSOR HOUSING	PINS E & F


#26 AWG, 4 CONDUCTOR SHIELDED VITON CABLE	
VOLTAGE OUTPUT	CONDUCTOR
+ EXCITATION	RED
+ SIGNAL	GREEN / YELLOW
NC	WHITE
0 VOLT	BLUE / BLACK
SENSOR HOUSING	SHIELD

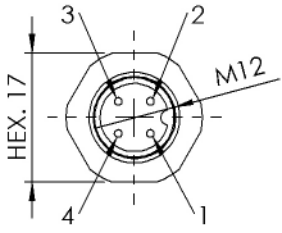
DIN MINIATURE 43650 - 4 PINS	
VOLTAGE OUTPUT	PIN
+ EXCITATION	PIN 1
+ SIGNAL	PIN 2
0 VOLT	PIN 3
SENSOR HOUSING	PIN T




Dimensions : mm



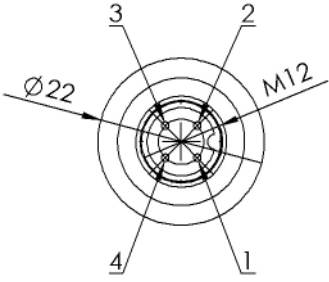
M12 - 4 PINS	
VOLTAGE OUTPUT	PIN
+ EXCITATION	PIN 1
+ SIGNAL	PIN 4
NC	PIN 2
0 VOLT	PIN 3
SENSOR HOUSING	CONNECTOR HOUSING




Dimensions : mm



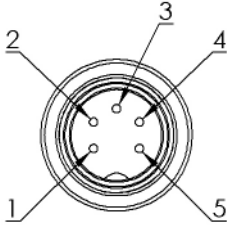
HERMETIC M12 - 4 PINS	
VOLTAGE OUTPUT	PIN
+ EXCITATION	PIN 1
+ SIGNAL	PIN 4
NC	PIN 2
0 VOLT	PIN 3
SENSOR HOUSING	CONNECTOR HOUSING

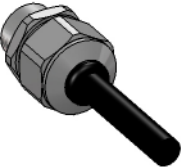


Dimensions : mm

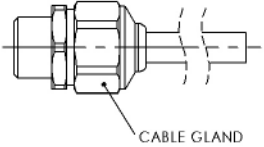


BINDER 723 - 5 PINS	
VOLTAGE OUTPUT	PIN
+ EXCITATION	PIN 3
+ SIGNAL	PIN 2
NC	PIN 4
0 VOLT	PIN 1
NC	PIN 5
SENSOR HOUSING	CONNECTOR HOUSING





#24 AWG, 4 CONDUCTOR, DOUBLE SHIELD PVC CABLE	
VOLTAGE OUTPUT	CONDUCTOR
+ EXCITATION	RED
+ SIGNAL	GREEN
0 VOLT	WHITE
NC	BLACK
SENSOR HOUSING	SHIELD



CABLE GLAND



E.F.E.

L'ESSOR FRANCAIS ELECTRONIQUE

16 Rue Porte a Bateaux - 27540 Ivry-la-Bataille - FRANCE

Tel : 33 (0)2 32 22 35 05 - Fax : 33 (0)2 32 36 93 08

www.efe-sensor.com - infos@efe-sensor.com

Agent :